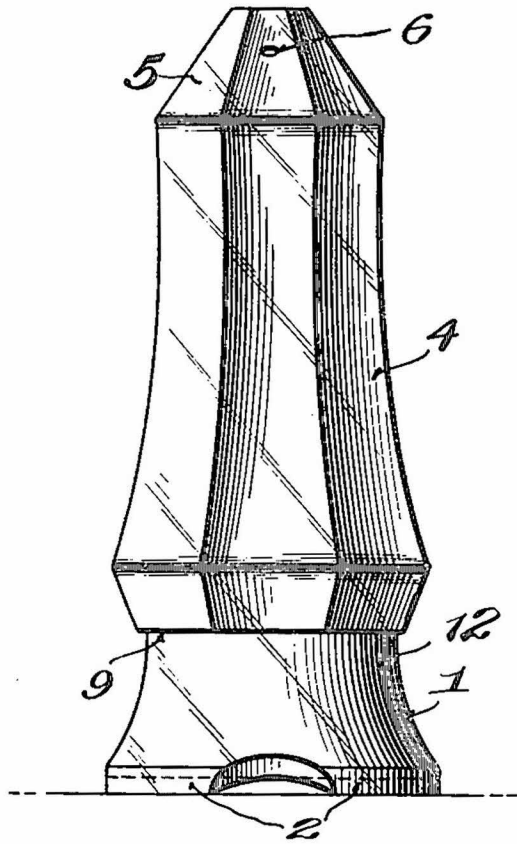


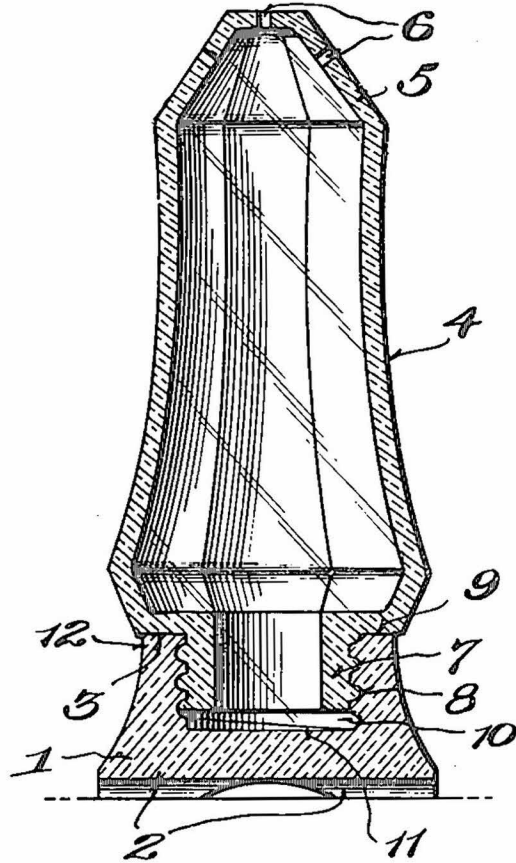
1,267,961.

Patented May 28, 1918.

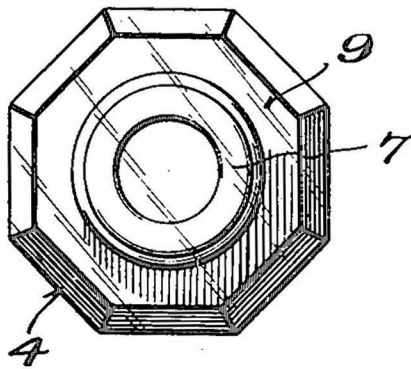
*Fig. 1.*



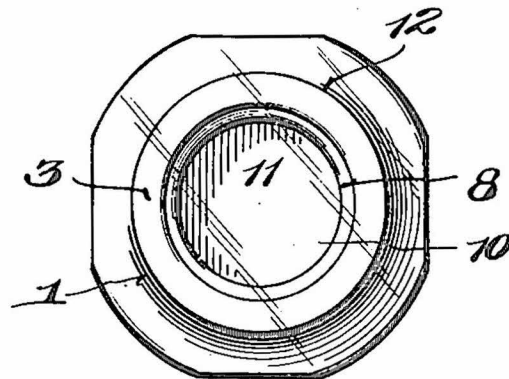
*Fig. 2.*



*Fig. 3.*



*Fig. 4.*



Inventor  
*Arthur J. Bennett*  
By *[Signature]*  
Attorney

# UNITED STATES PATENT OFFICE.

ARTHUR J. BENNETT, OF CAMBRIDGE, OHIO.

## GLASS CONDIMENT-HOLDER.

1,267,961.

Specification of Letters Patent.

Patented May 28, 1918.

Application filed March 2, 1916. Serial No. 220,043.

*To all whom it may concern:*

Be it known that I, ARTHUR J. BENNETT, a citizen of the United States, residing at Cambridge, in the county of Guernsey and State of Ohio, have invented certain new and useful Improvements in Glass Condiment-Holders, of which the following is a specification.

This invention relates to certain new and useful improvements in glass condiment holders, and the primary object thereof is to provide a holder of this type which is comprised in its entirety of two parts, each of such parts being formed solely of glass, so as to dispense with metal and the resultant corrosion attendant upon the presence of metal.

Further, the invention aims to provide a holder in which there is a glass to glass joint, the latter being exposed so as to enable the user, upon filling of the holder to readily ascertain when the parts are in sealed relation, and to also enable the maker to easily grind the joint so as to render same perfect.

The invention still further aims to provide a simple and inexpensive structure which can be produced with minimum labor and material.

In the drawings:—

Figure 1, is a side elevation;

Fig. 2, is a vertical sectional view;

Fig. 3, is a bottom plan view of the body; and

Fig. 4, is a top plan view of the base.

The invention involves but two parts, *i. e.*, a base 1 and a body 4, each formed entirely of glass. The body has a dome 5 at its top formed with the usual discharge apertures 6 and at its bottom is provided with a contracted annular hollow neck 7 formed with exterior threads. An annular relatively wide flat face 9, is formed on the bottom end of the body in surrounding relation to the neck and extends to the periphery of the body. The base 1 is formed with supporting feet 2 extending downwardly from its bottom 11 and has a circular upwardly extending wall 12 which latter is interiorly threaded as indicated at 8. The upper end of the wall is formed to provide a relatively wide flat seat 3 which contacts with the an-

nular flat face 9 so as to form a glass to glass joint. The base thus performs a dual function, namely a support for the holder and also a closure for the neck, it being understood that the body is filled by placing a hand over the apertures to close same and then inverting the body and introducing the salt through the neck.

Referring more particularly to Fig. 2 of the drawings, it will be seen that there is space 10 between the bottom of the base and the free or outer end of the neck, which is for the purpose of preventing the neck from bottoming on or against the bottom of the base, so that the only joint formed will be that between the seat and face.

The joint is ground to assure perfect contact between the parts, and since both the face and the seat are each readily accessible, same can be easily ground to form a perfect joint between the two.

In addition, it will be also apparent that the maker, can, in fitting the joint readily observe the point or points where further grinding is necessary in order to perfect the glass to glass joint, since the joint can be inspected by merely turning the holder in the hand. Preferably, the face 9 overhangs or extends beyond the seat 3, so as to not only provide an effective sealing joint to prevent escape of the salt or the like, but to also conceal the joint when the holder is seated on a table or the like.

While the base is shown as having independent supporting feet 2, still it will be apparent that these could be omitted so that the bottom of the base will seat directly on the table or other support.

Obviously different shapes and designs of the base and body may be used without departing from the spirit and scope of the invention.

What is claimed is:—

A condiment holder comprised of a glass base and a glass body, said body having a dome at its top formed with discharge apertures and having an integral hollow neck depending from its bottom, said neck being exteriorly threaded and being of less diameter than the bottom of the body and being surrounded by a circular flat face, said

base having a bottom with supporting means depending therefrom and having an interiorly threaded upwardly extending wall to receive the threads of the neck, said wall  
5 being formed with a flat seat on its free upper end to engage the circular flat face of the body so as to form an exposed joint be-

tween the seat and face, said neck being formed of a length so as to have its outer end spaced from the bottom of the base when 10 said joint is formed.

In testimony whereof I affix my signature.

ARTHUR J. BENNETT.